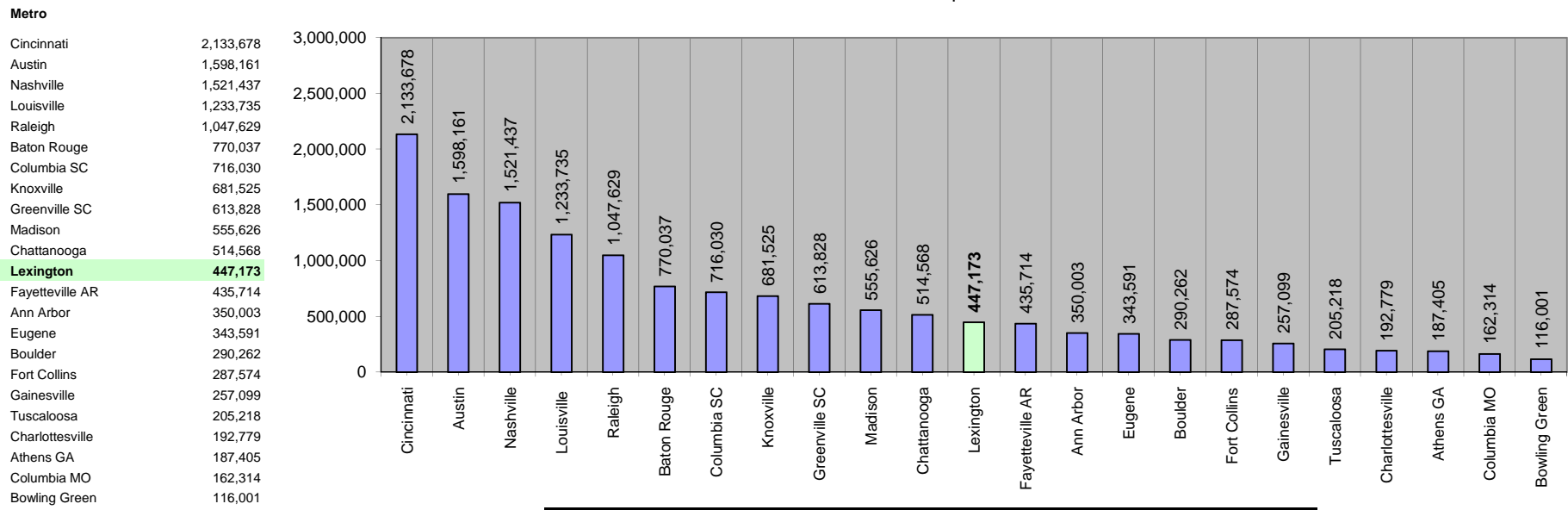


2007 Metro Population



Source: US Census

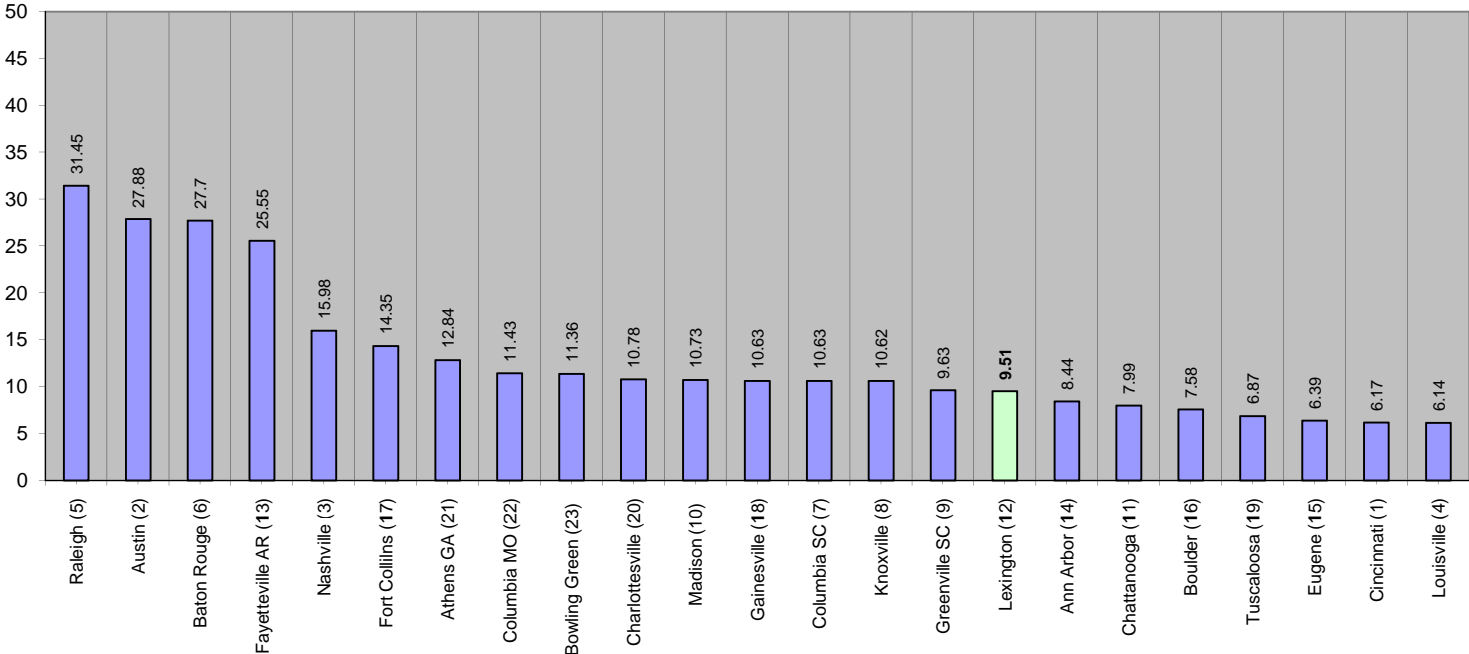


SEC REGIONS		NATIONAL REGIONS		GENERAL REGIONS	
Baton Rouge	770,037	Austin	1,598,161	Cincinnati	2,133,678
Columbia SC	716,030	Raleigh	1,047,629	Nashville	1,521,437
Knoxville	681,525	Madison	555,626	Louisville	1,233,735
Lexington	447,173	Lexington	447,173	Greenville SC	613,828
Fayetteville AR	435,714	Ann Arbor	350,003	Chattanooga	514,568
Gainesville	257,099	Eugene	343,591	Lexington	447,173
Tuscaloosa	205,218	Boulder	290,262	Bowling Green	116,001
Athens GA	187,405	Fort Collins	287,574		
		Charlottesville	192,779		
		Columbia MO	162,314		

% Metro Growth Rate 2000 to 2007

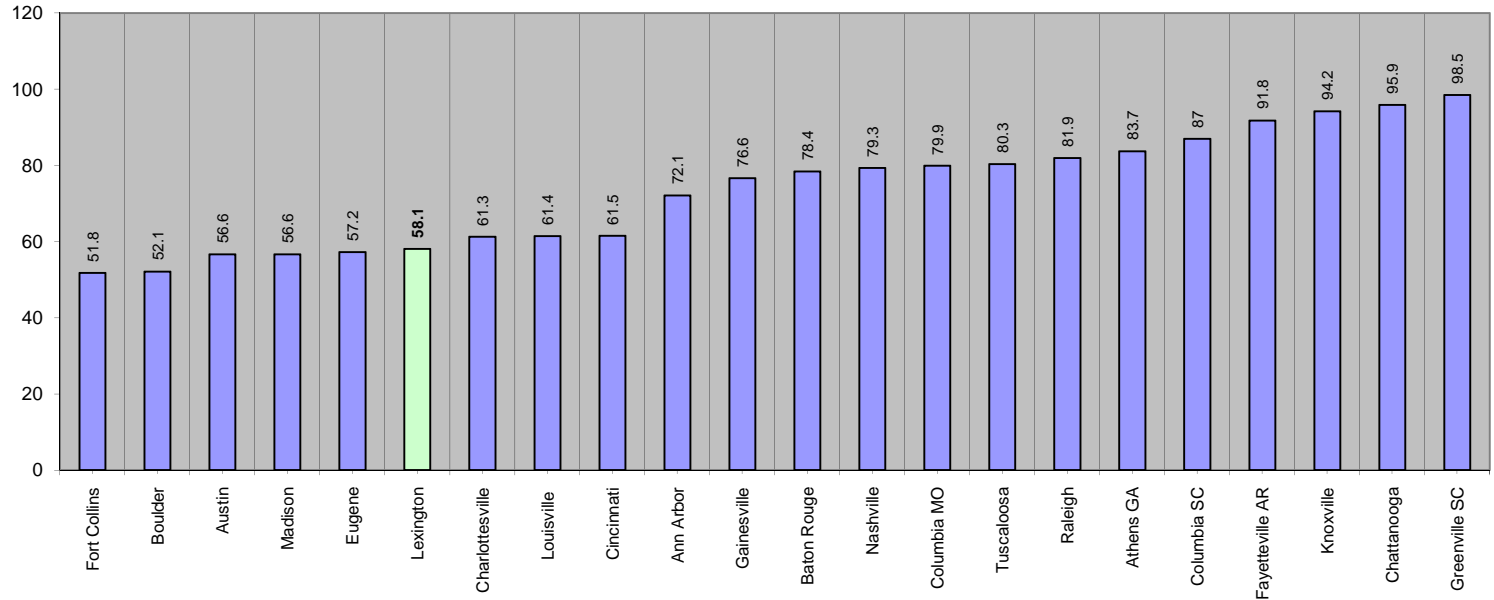
Metro and Overall Size Rank

Raleigh (5)	31.45
Austin (2)	27.88
Baton Rouge (6)	27.7
Fayetteville AR (13)	25.55
Nashville (3)	15.98
Fort Collins (17)	14.35
Athens GA (21)	12.84
Columbia MO (22)	11.43
Bowling Green (23)	11.36
Charlottesville (20)	10.78
Madison (10)	10.73
Gainesville (18)	10.63
Columbia SC (7)	10.63
Knoxville (8)	10.62
Greenville SC (9)	9.63
Lexington (12)	9.51
Ann Arbor (14)	8.44
Chattanooga (11)	7.99
Boulder (16)	7.58
Tuscaloosa (19)	6.87
Eugene (15)	6.39
Cincinnati (1)	6.17
Louisville (4)	6.14



Sprawl Index - Ratio of Low Density Census Tracts to High Density Tracts

Metro	100 = Total Sprawl
Fort Collins	51.8
Boulder	52.1
Austin	56.6
Madison	56.6
Eugene	57.2
Lexington	58.1
Charlottesville	61.3
Louisville	61.4
Cincinnati	61.5
Ann Arbor	72.1
Gainesville	76.6
Baton Rouge	78.4
Nashville	79.3
Columbia MO	79.9
Tuscaloosa	80.3
Raleigh	81.9
Athens GA	83.7
Columbia SC	87
Fayetteville AR	91.8
Knoxville	94.2
Chattanooga	95.9
Greenville SC	98.5
Bowling Green	N/A



Source: Dr. Russ Lopez, Boston University School of Public Health, Dept of Environmental Health, analysis of Census data



100 = Total Sprawl					
SEC REGIONS		NATIONAL REGIONS		GENERAL REGIONS	
Lexington	58.1	Fort Collins	51.8	Lexington	58.1
Gainesville	76.6	Boulder	52.1	Louisville	61.4
Baton Rouge	78.4	Austin	56.6	Cincinnati	61.5
Tuscaloosa	80.3	Madison	56.6	Nashville	79.3
Athens GA	83.7	Eugene	57.2	Chattanooga	95.9
Columbia SC	87	Lexington	58.1	Greenville SC	98.5
Fayetteville AR	91.8	Charlottesville	61.3	Bowling Green	N/A
Knoxville	94.2	Ann Arbor	72.1		
		Columbia MO	79.9		
		Raleigh	81.9		

Density Per Sq Mi	
Metro and Overall Size Rank	
Ann Arbor (14)	481.5
Cincinnati (1)	470.8
Raleigh (5)	448.8
Boulder (16)	378
Knoxville (8)	352.9
Austin (2)	343.9
Greenville SC (9)	295.3
Lexington (12)	290.7
Nashville (3)	250.1
Louisville (4)	250.1
Chattanooga (11)	235.6
Gainesville (18)	196.4
Madison (10)	196.1
Columbia SC (7)	186.4
Baton Rouge (6)	182.1
Athens GA (21)	169.8
Columbia MO (22)	133.2
Bowling Green (23)	130.9
Fayetteville AR (13)	127.7
Charlottesville (20)	114.3
Fort Collins (17)	104.5
Tuscaloosa (19)	75.3
Eugene (15)	73.6

Source: US Census



2007 Population of Prime City	
Metro	
Austin	709,893
Nashville	613,856
Louisville	554,974
Raleigh	356,321
Cincinnati	333,252
Lexington	275,754
Baton Rouge	229,553
Madison	223,389
Knoxville	182,337
Athens GA	175,085
Chattanooga	168,293
Eugene	146,356
Fort Collins	129,467
Columbia SC	122,819
Ann Arbor	113,206
Gainesville	108,143
Columbia MO	94,428
Boulder	91,685
Tuscaloosa	83,052
Fayetteville AR	67,158
Greenville SC	56,002
Bowling Green	53,112
Charlottesville	40,437

Source: US Census

Terri, What does this data go with?

Central City

- (1) Austin
- (2) Nashville
- (3) Louisville
- (4) Raleigh
- (5) Cincinnati
- (6) Lexington**
- (7) Baton Rouge
- (8) Madison
- (9) Knoxville
- (10) Athens GA
- (11) Chattanooga
- (12) Eugene
- (13) Fort Collins
- (14) Columbia SC
- (15) Ann Arbor
- (16) Gainesville
- (17) Columbia MO
- (18) Boulder
- (19) Tuscaloosa
- (20) Fayetteville AR
- (21) Greenville SC
- (22) Bowling Green
- (23) Charlottesville

% Central City Share of Metro Pop

Metro and Overall Size Rank	
Athens GA (21)	93
Lexington (12)	62
Columbia MO (22)	58
Louisville (4)	57
Bowling Green (23)	46
Fort Collins (17)	45
Eugene (15)	45
Austin (2)	44
Gainesville (18)	42
Nashville (3)	40
Madison (10)	40
Tuscaloosa (19)	40
Raleigh (5)	36
Chattanooga (11)	33
Ann Arbor (14)	32
Boulder (16)	32
Baton Rouge (6)	30
Knoxville (8)	26
Charlottesville (20)	21
Columbia SC (7)	16
Cincinnati (1)	16
Fayetteville AR (13)	15
Greenville SC (9)	9